

## Study and learn

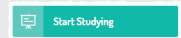
Click on your dashboard.



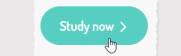
Find a subject you are enrolled in.



Click 'Start Studying' to view the course list for that subject.



Click 'Study now' on the course you want to study.



Get learning!

You can also access your enrolled courses through 'My Courses'.

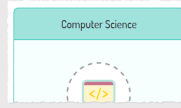


## Monitor my performance

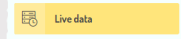
Click on your dashboard.



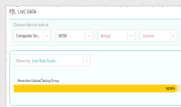
Find a subject you are enrolled in.



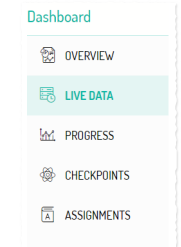
Click 'Live data' for that subject.



View the average score in the last 12 questions in each lesson (live score).



You can also access your live data from the 'LIVE DATA' menu



## Check assignments

Click on your assignments.



You can filter by subject ...



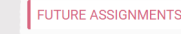
... or course or assignment type.



Assignments are either open ...



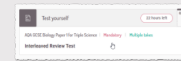
... future ...



... or past.

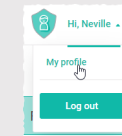


Click into the assignment you wish to attempt.




## Edit my personal data

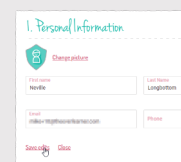
Click on your name and then 'My Profile'.



Click on 'Edit information'.



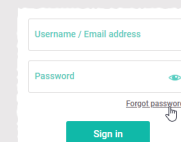
Make the changes you require and click 'Save edits' when you are done.



You can also change your password from here.



If you've forgotten your password, click 'Forgot password?' on 'Your Account'.



## Ask my teacher for support

Click into your messages.



Choose your teacher to view your conversation.



Type a new message and click 'Send Message'.



You can also ...

Report potential errors you find in the videos/questions;

Report problem

Check notifications;

Notifications

Read news articles and blog posts from your favourite teachers;

News & Podcast

Ask for help when you are learning.

Ask for help

Don't have access to all the subjects you are studying? Ask your teacher about adding those subjects onto your schools subscription. Tell them there is a discount for multiple subjects!

**Course**

OCR GCSE Computer Science: Paper 2  
Computational Thinking, Algorithms and Programming

Computer Science GCSE Level 2 6 chapters 46 Lessons 7 Free lessons

Exam board-specific online course, featuring fast-paced tutorials taught by Mark, practice and test mode quizzing and checkpoint assessments preparing you for your Paper 2 examination. We recommend that you study Paper 1 Computer Systems and The Roadmap course along with this course. Click to find out more.

**Lessons**

Practice makes perfect

Lesson (1/5) Insertion Sort Lesson (2/5) Insertion Sort Python Implementation Lesson (3/5) Bubble Sort Lesson (4/5) Bubble Sort Python Implementation Lesson (5/5) Test yourself

Resume lesson Start learning Start practice Test yourself Start learning Start learning

**Chapter**

Algorithms

Computational thinking (0/3) Searching algorithms (0/4) Writing algorithms (0/1) Checkpoint 1 (Scored 0%)

Programming techniques

Variables and Constants (0/3) Subroutines (0/4) Data processing techniques (0/10) Data Storage (0/4) Checkpoint 2 (Scored 0%) Checkpoint 3 (Scored 0%)

**Topic**

Sorting algorithms (0/3)

**LIVE DATA - what does it mean?**

From your dashboard, choose 'LIVE DATA' and drill down to the course you are interested in finding out your progress for.

Percentage of video watched

Your group averages

Time spent in video and practice mode

GROUP AVERAGE  
Study & Practice 0.98% | 1h 00m 23s  
Test & Checkpoint 49.62% | 6h 57m 52s

Fred Wesleyley  
Average Test Score 65.91%

39% | 12m 16s

83.33% | 15m 38s

Average 'Live' test score for course

Average 'Live' test score for lesson (last 12 questions)

Time spent in test and checkpoint mode

**CHECKPOINT Score - what does it mean?**

Visit dashboard and choose 'CHECKPOINTS'

Group average best attempt

Your average best attempt

Your best attempt

Tracks each attempt you made at checkpoint to show progress over time.

Dashboard

CHECKPOINTS

Computer Sci. GCSE November 19th. OCR GCSE Co.

GROUP AVERAGE 45%

Checkpoint 2 84%

Checkpoint 3 84%

Checkpoint 4 84%

Checkpoint 5 84%

Fred Wesleyley 65%

84%

84%

84%

84%

**MASTERY MODE** Mastery practice mode / Mastery quiz mode helps you to embed learning from the multiple lessons.

**LESSON MODE**

Video lesson with access to whole course structure, notes and support.

Efficient note-taking facility tied to points in the video. Your notes are also available in practice mode.

It looks like you haven't made any notes for a while!

Taking notes forces you to think about the content and helps you learn & remember. To make a note, click on 'Notes' for the top right-hand corner.

The platform gently encourages you to take notes if you forget! Taking notes helps you to think about the content and makes it memorable.

**PRACTICE MODE**

You are about to start practice mode

There's no pressure here, you can take your time and use your notes to help. This is about learning, not testing.

Start practice

Low stakes practice quizzing, which is only records the time spent. Stay on task, though ...

Are you still there?

We're going to stop tracking your time in 15 seconds.

Practice mode does not end until you decide. Access to course is allowed and feedback given after every question.

Access to your video notes allows you to jump straight to relevant part of video if you need any help.

**TEST MODE**

You're about to start test mode.

In test mode we'll record your score and report it in your dashboard. Your teacher will be able to see it too. Are you ready?

Yes, let's go!

Higher stakes quizzing - the same but now with a time limit. Your live score is also tracked. No access is allowed to videos or notes ...

You are operating in test mode.

To continue here, please close your access to theeverlearner.com on your other device or tab.

Continue

Feedback is given after each question.

The time limit per question is based on you having done sufficient practice in Practice Mode. We'll remind you to switch back if we think you are struggling!

It looks like you're struggling.

Practice mode is the perfect place to practice questions because it doesn't matter if you get them wrong. Think of it like training before a big game!

Switch to practice mode

**CHECKPOINT MODE**

This is the checkpoint for OCR GCSE Computer Science: Paper 2 Computational Thinking, Algorithms and Programming.

You'll be timed, and you won't be able to see your notes. Best of luck!

Start checkpoint

Highest stakes quizzing drawing on questions from a range of lessons.

No feedback is given during testing.

You can manage your time, skip forwards and backwards in the questions, submit when you're ready, review your answers and see your progress.

You scored 84%! Great effort but you can try and do better.

Click 'Retake Checkpoint' if you want to try again now or go study some more and retake this checkpoint later.

Review answers See your progress