



East Midlands  
Education Trust

## e-Safety Policy

Spring 2021

Review Date:	Spring 2021	Reviewed & adopted by:	Trustees
Next Review Due:	Spring 2024	Updated by:	
Mid-Reviews (statutory):			
Document No:	POL-SCH-006	<i>The information contained on this document is considered proprietary to East Midlands Education Trust in that these items and processes were developed at private expense. This information shall not be released, disclosed, or duplicated.</i>	

## Contents

1	Context .....	3
2	The technologies involved .....	4
3	Whole school approach to the safe use of ICT .....	4
4	Roles and Responsibilities.....	5
5	Social Media and e-Safety .....	6
6	How will complaints regarding e-Safety be handled? .....	6
	<a href="#">Appendix 1 - Websites for parents and carers .....</a>	<a href="#">8</a>
	<a href="#">Appendix 2 - Student Guidelines for Acceptable Use of ICT (Version 3.0 Sept 2015) .....</a>	<a href="#">10</a>
	<a href="#">Appendix 3 - Staff Computer Use Guidelines .....</a>	<a href="#">13</a>
	<a href="#">Appendix 4 – Staff Laptop/Tablet/Smartphone Loan Agreement.....</a>	<a href="#">15</a>
	<a href="#">Appendix 4A - Covid-19 Student Laptop Loan Agreement .....</a>	<a href="#">18</a>
	<a href="#">Appendix 5 - Student Information Protocol .....</a>	<a href="#">20</a>
	<a href="#">Appendix 6 - Key Information for Parents .....</a>	<a href="#">21</a>
	<a href="#">Appendix 7 - Technical Systems to support e-Safety .....</a>	<a href="#">23</a>

# 1 Context

- 1.1 The *'Online Safety in Education' Report*, published December 2015, set out the UKCIS (UK Council for Child Internet Safety – a body set up by government to share best practise between government, charities, academia, and industry) guidance on good practise for taking a strategic approach to the future development of ICT safety education in the UK.

*“The internet has an essential role to play in children’s education, but it can also bring risks, which is why we must do everything we can to help children stay safe online – at school and at home. This includes ensuring young people know how to use the internet responsibly and that parents and teachers have the right measures in place to keep children safe from exploitation or radicalisation. We must provide helpful support and information for professionals and parents so we are all equipped to help protect children in this digital age.”*

- 1.2 Keeping Children Safe in Education (2020) sets out how schools, organisations and individuals should work together to safeguard and promote the welfare of children

- 1.3 The ‘staying safe’ outcome from this document includes aims that children and young people are:

- safe from maltreatment, neglect, violence and sexual exploitation
- safe from accidental injury and death
- safe from bullying and discrimination
- safe from crime and anti-social behaviour in and out of school
- secure, stable and cared for
- safe from radicalisation

- 1.4 Much of these aims apply equally to the ‘virtual world’ that children and young people will encounter whenever they use ICT in its various forms. For example, we know that the internet has been used for grooming children and young people with the ultimate aim of exploiting them sexually; we know that ICT can offer new weapons for bullies, who may torment their victims via websites or text messages; and we know that children and young people have been exposed to inappropriate content when online, which can sometimes lead to their involvement in crime and anti-social behaviour. Other dangers include:

- Access to illegal, harmful or inappropriate images or other content
- Unauthorised access to / loss of / sharing of personal information
- The sharing / distribution of personal images without an individual’s consent or knowledge
- Inappropriate communication / contact with others, including strangers
- Access to unsuitable video / Internet games
- An inability to evaluate the quality, accuracy and relevance of information on the Internet
- Plagiarism and copyright infringement
- Illegal downloading of music or video files
- The potential for excessive use which may impact on the social and emotional development and learning of the young person.

- 1.5 Many of these risks reflect situations in the off-line world and it is essential that this e-Safety policy is used in conjunction with other school policies (e.g. behaviour, anti-bullying and child protection policies). It is impossible to eliminate risks completely. It is essential, through good educational provision, to build pupils' resilience to the risks to which they may be exposed so that they can face them with the skills and confidence to deal with them.
- 1.6 It is the duty of our schools to ensure that every child in our care is safe, and the identical principles should apply to the 'virtual' or digital world as would be applied to the school's physical buildings.
- 1.7 This policy document is drawn up to protect all parties – the students, the staff and schools and aims to provide clear advice and guidance on how to minimise risks and how to deal with any infringements.

## 2 The technologies involved

- 2.1 ICT in the 21<sup>st</sup> Century has an all-encompassing role within the lives of children and adults. New technologies are enhancing communication and the sharing of information. Current and emerging technologies used in school and, more importantly in many cases, used outside of school by children may include:
  - The Internet
  - e-mail
  - Instant messaging providers often using simple webcams
  - Blogs (an on-line interactive diary)
  - Podcasting (radio / audio broadcasts downloaded to computer or MP3/4 player)
  - Social networking sites (Popular: Twitter, Instagram, Facebook, Snapchat)
  - Video broadcasting sites (Popular: YouTube)
  - Chat Rooms (Popular: Teenchat)
  - Gaming Sites (Popular: Miniclip, Minecraft)
  - Music download and streaming sites (Popular: Apple iTunes, Spotify)
  - Mobile phones with camera and video functionality
  - Smart phones with e-mail, web functionality, instant access to social networks and video conferencing).
  - Other technical devices with internet capabilities

## 3 Whole school approach to the safe use of ICT

- 3.1 Creating a safe ICT learning environment includes five main elements at our schools:
  - 3.1.1 An effective range of technological tools including;
    - An industry standard internet filter on all email and internet use. The filter will maintain an up-to-date live database blocking material including; pornography; inappropriate imagery; radicalization; social media and criminal behaviour;
    - Clearly flagged auditing of staff and student ICT use while in school;
  - 3.1.2 Policies and procedures, with clear roles and responsibilities;

- 3.1.3 A shared understanding of safe and responsible use of IT, the internet and devices. For secondary, the signing of a school Acceptable Use Policy by students (an example of which is in Appendix 2), and education as to why such a document is necessary.
- 3.1.4 The banning of mobile devices<sup>1</sup> for students, preventing the dissemination of unfiltered content while at school;
- 3.1.5 A comprehensive e-Safety education programme for students, staff and parents
  - Students: via the core ICT curriculum, tutorial activities, PSHE and Assembly;
  - Staff: via Staff Induction and the Staff Handbook;
  - Parents: via the website, Parent communication platform& Parent Handbook.

## 4 Roles and Responsibilities

- 4.1 e-Safety is recognised as an essential aspect of strategic leadership in each school and the **Principal/Head Teacher** aims to embed safe practices into the culture of the school. The Principal/Head Teacher ensures that the policy is implemented and compliance with the policy monitored. The responsibility for e-Safety has been designated to a member of the Leadership team.
- 4.2 Each **e-Safety Coordinator** ensures they keep up to date with e-Safety issues and guidance through liaison with the Local Authority e-Safety Officer and through organisations such as The Child Exploitation and Online Protection (CEOP)<sup>5</sup>. Each school's e-Safety Coordinator ensures all appropriate bodies are updated as necessary.
- 4.3 We ensure our **Governors** are aware of our local and national guidance on e-Safety.
- 4.4 All **teachers** are responsible for promoting and supporting safe behaviours in their classrooms and following school e-Safety procedures. Central to this is fostering a 'No Blame' culture so pupils feel able to report any bullying, abuse or inappropriate materials.
- 4.5 All **staff** should be familiar with the policy including:
  - Safe use of e-mail;
  - Safe use of the Internet including use of internet-based communication services, such as instant messaging and social networks;
  - Safe use of the school network, equipment and data;
  - Safe use of digital images and digital technologies, such as mobile phones and digital cameras;
  - Guidance on the publication of pupil information/photographs and use of websites;
  - eBullying / Cyberbullying procedures;
  - their role in providing e-Safety education for pupils;

---

<sup>1</sup> Schools who choose not to ban mobile devices will need to put in place additional securities to protect children from accessing and disseminating unfiltered content whilst in school.

4.6 Staff are reminded /updated about e-Safety matters via the Staff Handbook at least once a year.

## 5 Social Media and e-Safety

5.1 The use of Social Media at home often intrudes on school life. While an extraordinary resource it can also be used in ways that act contrary to spirit and message of the 'Keeping Children Safe in Education 2020 document.

5.2 The Education and Inspections Act 2006 empowers head teachers/principals, to such extent as is reasonable, to regulate the behaviour of students / pupils when they are off the school site and empowers members of staff to impose disciplinary penalties for inappropriate behaviour. This is pertinent to incidents of cyber-bullying or other e-Safety incidents covered by this policy, which may take place out of school, but is linked to membership of the school. The majority of these issues are linked to Social Media use.

5.3 Schools expects that students will continue to show respect to other members of the school community when off site. To clarify this point:

- Students should not bully, intimidate, abuse, harass or threaten other members of the school community.
- Students should not post content that is hateful, threatening, pornographic or incites violence against others.
- Students should not impersonate or falsely represents other members of the school community.
- Students are expected to show respect to the good reputation to the school and its staff.
- Students should not film, record or photograph members of the school community without their express permission, and that of the school.

5.4 The school behaviour policy states that devices can be seized, searched and deleted if the school believes the images or recordings could be used to do harm.

## 6 How will complaints regarding e-Safety be handled?

6.1 All schools take all reasonable precautions to ensure e-Safety. However, owing to the international scale and linked nature of Internet content, the availability of mobile technologies and speed of change, it is not possible to guarantee that unsuitable material will never appear on a school computer or mobile device. Schools therefore cannot accept liability for material accessed, or any consequences of Internet access.

6.2 Staff and pupils are given information about infringements in use and possible sanctions.

Sanctions available include:

- interview / counselling by tutor / those with pastoral responsibility / e-Safety Coordinator or a member of senior staff;
- informing parents or carers;
- removal of Internet or computer access for a period, [which could ultimately prevent access to files held on the system, including examination coursework];
- Referral to the external support services.

6.3 Our e-Safety Coordinators act as first point of contact for any complaint. Any complaint about staff misuse is referred to the Principal/Head Teacher.

6.4 Complaints of cyberbullying are dealt with in accordance with a school's Anti-Bullying Policy. Complaints related to child protection are dealt with in accordance with the school's Safeguarding and Child Protection procedures.

## Appendix 1 - Websites for parents and carers

### **AbilityNet**

AbilityNet helps disabled adults and children use computers and the internet by adapting their computer equipment.

[www.abilitynet.org.uk](http://www.abilitynet.org.uk)

### **Anti-Defamation League**

The Anti-Defamation League helps fight anti-Semitism, extremism and hatred. They have a free filter that you can download called the 'hate filter' which protects children from known hate sites. They also have a section called 'A Parent's Guide to Hate on the Internet'.

[www.adl.org](http://www.adl.org)

**ChildNet International** This website can be used for teenagers. It focuses specifically on the risks in all interactive services where young people can meet with other people, including chat rooms, mobile phones and online games. It has lots of case studies and good advice.

<http://www.childnet.com/young-people/secondary>

**Child Exploitation and Online Protection Centre** <http://www.ceop.gov.uk/> The child exploitation and Online Protection (CEOP) Centre works across the UK and maximises international links to deliver a holistic approach that combines police powers with the dedicated expertise of business sectors, government, specialist charities.

**Childnet's Kidsmart** Kidsmart has a parents' section with a range of advice and resources. There are several versions of the parents' 'KnowITAll' section which can be watched and listened to as well as fact sheets on specific issues like spam.

[www.kidsmart.org.uk](http://www.kidsmart.org.uk)

### **NHS**

For more information on how to protect your child from cyberbullying see the following website run by the NHS:

<http://www.nhs.uk/Livewell/Bullying/Pages/Cyberbullying.aspx>

### **GetSafeOnline**

GetSafeOnline is a new website which focuses on online security and protection issues. It contains advice about firewalls, spyware and antivirus protection as well as how to protect your child.

[www.getsafeonline.org](http://www.getsafeonline.org)

**Kidscape** for parents, guardians or concerned relatives and friends of bullied children, the charity Kidscape offer a hotline for advice with trained for counsellors. The Helpline is available on 08451 205 204 Monday-Friday from 10.00am-4.00pm. [www.kidscape.org.uk](http://www.kidscape.org.uk)

**Think U Know** -This website is created by the Child Exploitation and Online Protection (CEOP) Centre and contains loads of information on how to stay safe online. All hot topics are covered – including mobiles, blogging and gaming sites.

<http://www.thinkuknow.co.uk/>



**UKCISS** - the UK's Council for Child Internet Safety (UKCISS) – formed by Government to help children understand the risks and benefits of social media, and prevent risks becoming problems. The latest official guidance from Government working together with industry, charities, law and academia.

## **TECHNICAL SOLUTIONS**

**Ad-Aware** Spyware is designed to go unnoticed. Lavasoft's Ad-Aware is a program you can download to look for spyware and adware on your computer and delete it.  
[www.lavasoftusa.com](http://www.lavasoftusa.com)

### **Firewalls**

Another way to stop advertising services like pop-ups is to install a firewall. Products such as AVG will let you know when software on your system is trying to send data out to the internet and block it. Although this may sound like an extreme solution for your home PC, a firewall is arguably the best ongoing protection against this kind of invasion of privacy. You can download AVG for free from the internet.

[www.avg.com](http://www.avg.com)

Windows 10 based PC's come pre-loaded with Windows Defender.

<http://windows.microsoft.com/en-gb/windows-10/getstarted-protect-your-pc>

[School Name & Logo]

## ICT AUP(Acceptable Use Policy)

### Please adapt to make school specific

[school name] provides ICT resources for students to use, including PC's, laptops, specialist software, access to the internet, a virtual learning environment, shared group resources, school email and printing. This continues to bring huge diversity to our curriculum. Students also have access to the full library of school resources and homeworks externally, along with all their own files and documents via the virtual learning environment (Moodle). ICT resources are provided and maintained for the benefit of all students, and you are encouraged to use and enjoy these responsibly and help to ensure they remain available to all.

#### Equipment and School Network

- Do NOT : install, uninstall, download, upload or alter any school software
- There is no need for a memory stick and access to them is disabled
- Damaging, disabling, harming the operation of computers or intentionally wasting resources is NOT permitted
- Computers and all associated hardware, cables, keyboards, mice, monitors, printers etc. should be left in full working order (as you found them) and any malfunctions reported to the teacher immediately
- Protect computers from spillages / damage / germs / dirt by NOT : eating, drinking or chewing gum in ICT rooms

#### Security and Privacy

- Protect yourself by keeping your password confidential; never use someone else's login name or password
- Other computer users should be respected and should not be harassed, harmed, offended or insulted
- Once a student has logged in to a computer, only that student should be using it
- To protect yourself and the systems, you should respect the security on the computers; attempting to bypass, alter or in any way access areas of the system which are restricted, is NOT permitted
- If you suspect your account security has been compromised in any way, you should report it to your teacher immediately. Knowingly allowing others to use your account for whatever purpose is NOT permitted
- Accessing someone else's account for whatever reason is NOT permitted

#### Online

- You should only access the Internet in school for authorised & supervised activities, using the school software

- Your teacher will ALWAYS supply guidance on the type of websites to use...see the next point
- These activities could be interpreted as being off task: gaming, surveys, quizzes, social networking, buying, selling, financial transactions, external emails, music, TV, movies, news, sport, weather, maps, streetview, videos, images, animations, jokes, travel, fashion, shopping, products, celebrity, gossip, external club websites, newspapers, wiki's, blogs, chat, forums, tickets, shows, events, concerts, timetables, prices, venues, holidays
- Only access suitable material: Using the Internet to obtain, download, send, print, display or otherwise transmit or gain access to materials which are unlawful, obscene, abusive or deemed in any way inappropriate is NOT permitted
- Respect the work and ownership rights of people outside the school, as well as other students or staff. This includes abiding by copyright laws

### **School Email**

- Be polite and appropriate in all email exchanges
- Only use the school e-mail system for school purposes
- Do not use or access your own private email accounts in school
- Do not access email attachments that have been sent from outside school

### **Monitoring**

- Every key you type / program you run is recorded and logged (down to left and right mouse clicks). These logs can be retrieved and have been used in evidence when someone has not followed the rules in this policy
- Your computers and screens can be continually monitored and recorded by your teachers, senior members of staff and the technicians from anywhere in the school. Random checks are made. Evidence gathered this way has been used when someone has not followed the rules in this policy
- Facebook, Twitter and many other Social Networking sites will open your personal accounts for school to fully access (on request) when any serious unacceptable online activities are identified involving students e.g. bullying, harassment, hate crimes. This can and does happen

### **Confirmation you have read and fully understood this entire ICT AUP (Acceptable Use Policy)**

Access to ICT facilities is a privilege, NOT a right. Breaking the rules of this AUP may lead to action as per the school's behaviour policy. For serious violations of this AUP: extended online bans, isolation or exclusion may be imposed.

I have read and fully understand this AUP and agree to follow its rules:

Student Name : \_\_\_\_\_

Signature: \_\_\_\_\_

Date: \_\_\_\_\_

[School Name & Logo]

### **Please adapt to make school specific**

#### **Computer Guidelines / Access and Passwords**

It is important to remember that the School data and the systems within which it is held is a valuable asset and we must all help to protect this. It becomes expensive if we have to re-generate the data and the costs – financially and in terms of reputation - if data falls into the wrong hands or is simply lost, can be extensive.

If allocated passwords for using computer systems do not share these with others at any time unless they are a shared password and you are informed of this.

When choosing a password choose a password that will be secure and not easily identifiable. The school password protocol is; 8 letters, a mix of upper and lowercase characters and a minimum of one numeric character.

The School will provide school based computer facilities for authorized users to use as part of and in the course of undertaking their job. Access to all systems is granted with the understanding that the user accepts responsibility for the following conditions.

1. It must only be used in the execution of tasks on behalf of the School. The facility is not provided for personal usage.
2. Any downloading of, or publication on the internet of offensive material is a disciplinary offence which could lead to dismissal.
3. Publication or the electronic transference of any material that could be regarded as derogatory, relating to the School, its operations, its staff or its pupils is a disciplinary offence, which could lead to dismissal.
4. All reasonable precautions must be taken to avoid virus infection of the School's computer system. Deliberate downloading of viruses is a disciplinary offence. Any virus detected must be reported to the School ICT team immediately.
5. Personal data on staff and students e.g. home address, contact details, medical or family information should not be retained on laptops.
6. Professional and personal etiquette are a central part of our way of working. A mutual respect between colleagues is as vital in electronic communications as it is in face to face conversations and must be maintained at all times.

School maintain an audit trail of internet activity and may use this as evidence of misuse of the facility, or breach of the above conditions of use.

We aim to make Email our primary route of written communication within school and with outside agencies. Email is faster than written messages, it allows copies to be sent to

interested parties, it affords a quick response and a permanent record is kept. All staff (Teaching, Pastoral Assistants, Administrative, Technician) should have an email account.

Computers in school should be configured for Microsoft Outlook or suitable equivalent to manage the email account of the primary user. This can be done by the user (using help sheet) or by ICT technician. If staff take laptops home, they will be able to access their [school name] email accounts. Staff may **choose** to configure their home PCs to access their [school name] email accounts or alternatively they can sign on to access emails over the Internet.

Staff should check emails at least once each day – ideally as often as they would check pigeon holes. Many staff – e.g. Senior Management, Pastoral Heads and Pastoral Assistants - would expect to check emails much more often.

Teachers' laptops need to be configured so that alerts with the email content **do not appear** on screen – this could be embarrassing when projecting onto a white board during a lesson.

Teachers may receive messages requiring urgent attention in a lesson. They should use their professional judgement as to whether it is necessary to reply during the lesson, bearing in mind that Teaching and learning is the priority in the lesson. In addition, the content of messages received or sent should **never**, under any circumstances, be displayed to students – “Freezing” the whiteboard display could enable urgent messages to be read and replied to.

Staff should exercise the same professional standards when using email to communicate with parents as they would when communicating by telephone or letter. Parents will be encouraged to make initial contact through the office email address and then exchange messages with pastoral and curriculum leaders as appropriate. On occasions the teachers may feel it is in the best interest of the student to email parents directly. In such cases, parents and teachers will be able to keep a record of the communication. It is good practice for teachers to copy email messages to parents to relevant pastoral and curriculum leaders.

The school will not publish teachers' email addresses to parents, but clearly once a teacher replies, their address is “open” for further direct communication. Teachers should refer to senior staff any messages they are unhappy about.

The content of emails should meet professional standards. Comments made in email will be treated in the same way as written comments. Staff should also be aware of the Freedom of Information Act in that any written communication/information held about a student or a member of staff may have to be provided on request (and that this does include emails).

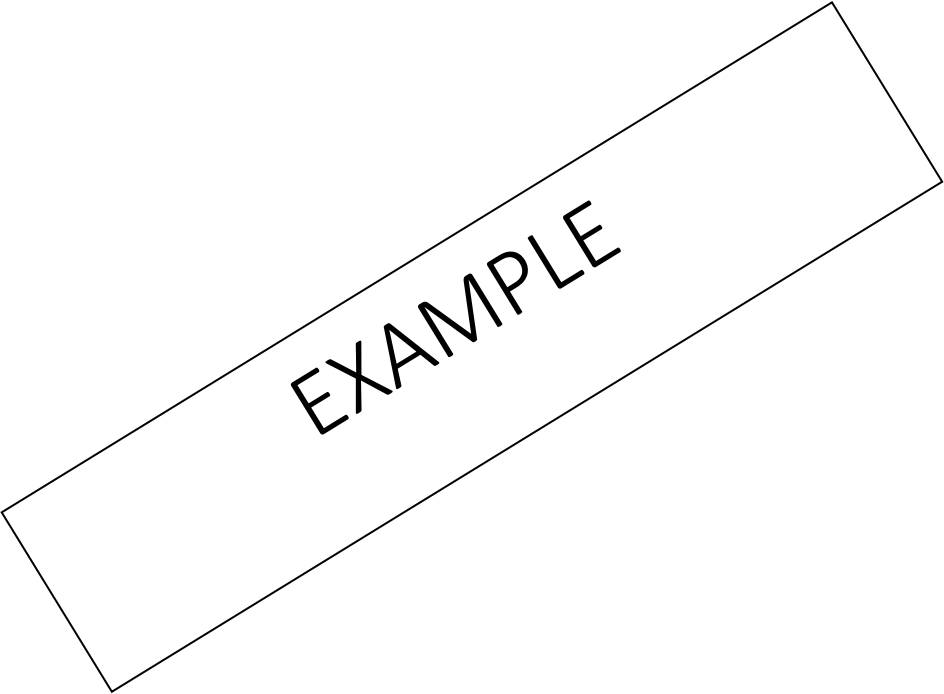
### **Intouch (if applicable)**

The Intouch facility allows group emailing and texting of parent groups. The Intouch system is managed by the school Data Manager. Pastoral and curriculum leaders wishing to send information home to parents should:

- Attempt to pre-warn parents of events or news via parental communications in the first instance rather than send as separate messages.
- If the message is more important a direct Intouch message may be necessary.

**School App (if applicable)**

The [school name] App allows the Instant Messaging of parents via their notification screen. Where this facility is used messages should conform to the school’s standards of professionalism.



[School Name & Logo]

### **Please adapt to make school specific**

We believe that a laptop, for the purposes of teaching and learning, is a 'tool of the trade'. Subsequently we aim to provide all teaching staff with a laptop. In some instances, staff are issued with a smartphone and/or a tablet depending upon the nature of the work they undertake and the environment in which they operate. However, all equipment is issued under the terms and conditions of this agreement.

1. The 'equipment' remains the property of the school at all times.
2. The 'equipment' is intended for the execution of tasks on behalf of the school. The manner by which it is used should not, in any way, impair this primary function.
3. When leaving the employment of the school all staff are required to hand back this 'equipment' to our ICT technicians on their last working day in school. A failure to return the 'equipment' will result in a salary stoppage to the value of the replacement of the item.
4. The 'equipment' must be returned to the school in the event of a long term absence either through illness, maternity leave or such like and made available for use by others. Long term absence would be deemed as being 20 days.
5. Any downloading of, or publication on, the internet of offensive material through the use of this 'equipment' is a disciplinary offence which could lead to dismissal.
6. Publication or the electronic transference of any material that could be regarded as derogatory, relating to the School, its operations, its staff or its pupils using this 'equipment' is a disciplinary offence, which could lead to dismissal.
7. All reasonable precautions must be taken to avoid virus infection of the School's computer system. Deliberate downloading of viruses is a disciplinary offence. Any virus detected must be reported to the School ICT team immediately.
8. All reasonable precautions must be taken to avoid the loss of confidential data relating to staff, parents and children which may be contained on the 'equipment'.
9. Professional and personal etiquette are a central part of our way of working. A mutual respect between colleagues is as vital in electronic communications as it is in face to face conversations and must be maintained at all times.
10. The 'equipment' must be kept secure at all times, especially when travelling. Passwords must be used to secure access to data to ensure that confidential data is protected in the event of loss or theft. Staff should also be aware that when using equipment away from the workplace, documents may be read by third parties, for example, passengers on public transport.
11. With wi-fi enabled equipment you must be particularly vigilant about its use outside the school and take any precautions required by the IT support team from time to time against importing viruses or compromising the security of the system. The system contains information which is confidential to our business and/or which is subject to data protection legislation. Such information must be treated with extreme care and in accordance with our Data Protection Policy.

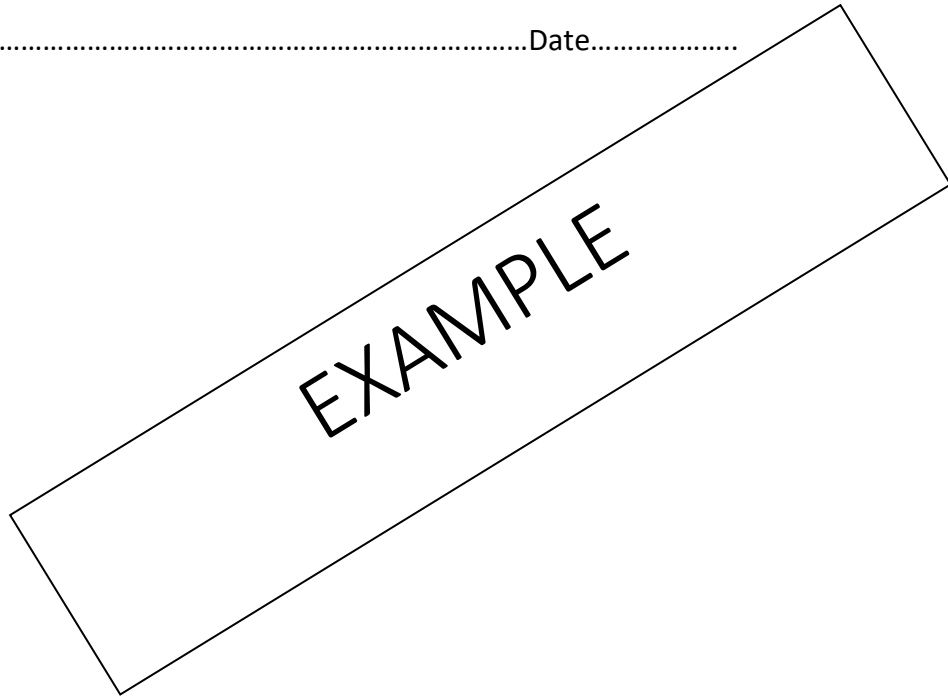


12. Should the 'equipment' be lost, stolen or damaged through negligence on the part of the member of staff the school may require the member of staff to pay for its replacement. The levels of negligence determined by the school's insurers will be used in this judgment.

I agree to observe all the conditions in the above agreement and will observe them at all times. I understand that violation of these rules could result in disciplinary action which could involve sanctions up to and including dismissal.

Name.....(please print name)

Signed.....Date.....



## Appendix 4A - Covid-19 Student Laptop Loan Agreement

[School Name & Logo]

This laptop is being loaned to your family during the Covid-19 School Closure. The purpose of this loan is to enable you to access and complete school work from home. In accepting the loan of this laptop, you and your parent/carers are accepting the following terms of the laptop loan scheme:

1. The loan of a laptop is made in relation to enabling the student to complete work from home during the school closure.
2. The laptop will be loaded with all of the necessary software to enable the student to conduct his/her school work within the context of software licence agreements.
3. The loading of software for private use is expressly not allowed.
4. In the event that the student wishes to load software for educational use, approval must be sought from the ICT Support Team by email <Insert IT Support Contact E-mail>
5. The deletion of any software loaded by the school is expressly not allowed.
6. The school's acceptable usage policy will apply and, as such, any inappropriate use will be investigated and the loan of the laptop may be withdrawn.
7. The laptop must be returned, on request, to the IT Support Team, for maintenance, upgrades and anti-virus checks. Software will be installed on each laptop to help with remote assistance and resource monitoring.
8. Personal use of the laptop will be kept to a minimum. The Laptop is for the use by students of <Insert School Name> only. The laptop must not be used by any third parties, including friends or family members.
9. When requested, the student should return the laptop to the ICT Support Team with all accessories supplied. Any files saved to the hard disc will be deleted. Failure to return the laptop will result in an invoice being raised for the value of a replacement laptop and any accessories supplied
10. It is the responsibility of the student to ensure that they regularly back-up files saved on the laptop. Saving documents to OneDrive is one form of backup.
11. Laptops are covered by the school's insurance on and away from site. However, non-recoverable damage to or loss of a laptop may, under certain circumstances, be chargeable.
12. Any user avoids consuming food and drink near the keyboard/touch pad.
13. I agree and understand that the school will not accept responsibility for offering technical support relating to home Internet connectivity. (where dongle not issued)
14. I agree that any telephone and/or broadband charges incurred by any user accessing the internet from any site other than school premises are not chargeable to the school (where dongle not issued).

15. Should any faults occur, I agree that I will notify the school's ICT staff as soon as possible so that they may undertake any necessary repairs. Under no circumstances will I, or anyone other than school ICT staff, attempt to fix suspected hardware or software faults.

16. The equipment is not left unattended without being stored securely.

I accept the terms of the Student Laptop Loan Agreement and confirm that personal use of the laptop will be kept to a minimum.

Student signature: \_\_\_\_\_ Parent Signature: \_\_\_\_\_

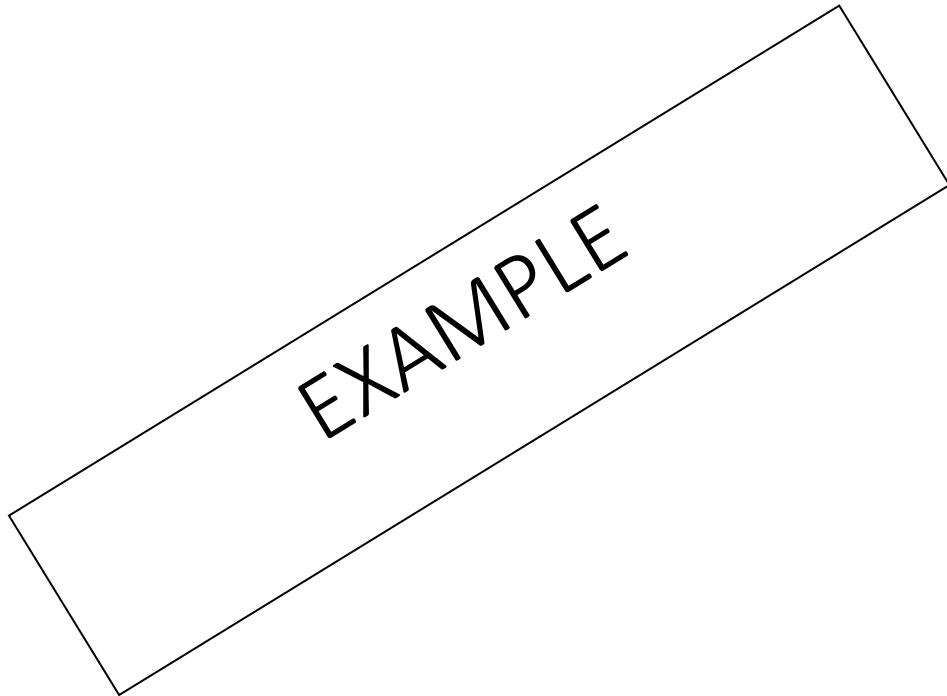
You will receive a photocopy of this agreement once it has been signed.

**ICT Team Use:**

Date of Loan. \_\_\_ / \_\_\_ / \_\_\_

Computer Name: \_\_\_\_\_ Serial No.: \_\_\_\_\_

Signed Out By: \_\_\_\_\_ Asset #: \_\_\_\_\_



## Appendix 5 - Student Information Protocol

<b>Rationale:</b>	The School holds an increasing amount of data about students. The information is stored in ways that allow it to be far more portable, copiable and transmittable. Respect for our students and their privacy – as well as that of their families – would mean that we would take the utmost care of such information. This expectation has been heightened by recent failures in data security within several public bodies and considerable publicity focusing on identity fraud – with a consequent increase in public awareness around this issue. It is in this context that the DCSF has set targets for 'real-time, online reporting' to be accessible to parents and that the School has decided to develop its own response to this direction.		
<b>Definition:</b>	Student Personal Information includes:		
	UPN Name Contact Details: Address, Phone and Email Parent and other family details	Ethnicity Achievement Data SEN status Targets & Predictors	Progress Reports Behaviour Events GT Status
<b>Guidelines:</b>	If possible – within the requirements of the work we have to do - Student Personal Information (as defined above) should not be removed from the School site in either a physical form or digital form.		
If removed in a physical form eg. A card folder containing paper, then the utmost care should be taken. This includes placing them out of sight when travelling in a car, on a train or bus.			
Our commitment to data privacy means that only those should see the data...should see the data! Should you let your 12-year old daughter add up the marks of the year 11 mock exams... no.			
If data is removed via digital media – a laptop, portable hard-drive, flash stick, DVD or CD – then files containing personal information should be – at the very least – be password-protected and if practical, encrypted.			
If – as is preferable – the data never leaves the School, but is instead worked with 'online' via the VLE or EPortal, then the utmost care should be taken that the security of the student information is maintained. Do not leave data readily accessible on-screen. Where practical school data should be stored on school systems – rather than 3 <sup>rd</sup> party external providers such as 'Drop-box' or 'SkyDrive'.			
Staff passwords for the main system should be shared with no-one.			
Staff passwords for the main system will be 'force-changed' every year			
No student should be allowed to work at a computer logged in with a staff log-in.			
Even when passwords are regularly changed, they should reflect higher levels of complexity, usually embodying at least eight characters, with a mix of upper and lower-case text and numbers. It should not be guessable by anybody who knows you well.			
<p><b>Any comments written about students – particularly in SIMS (or equivalent) negative and positive events – need to be of the type that as a member of staff you would be willing to publish to a parent.</b></p> <ul style="list-style-type: none"> <li>• Personal judgements / emotive comments / pejorative words about students should be avoided.</li> <li>• Comments concerning one student's events should NOT mention other students.</li> <li>• Comments should focus on factual events where possible.</li> <li>• The highest possible standards of personal literacy should feature – especially in circumstances where inaccurate grammar or spelling errors could create ambiguity</li> </ul>			
Support	<p>Advice Available:</p> <p>Comment suitability – your Leadership Team or Line Manager</p> <p>The use of password-protection for files - the ICT Support Team</p> <p>Accessing student data 'remotely' – the ICT Support Team &amp; TPP</p> <p>What to do if you believe student personal information has been compromised: TPP</p>		



## The internet – an inspiring and positive place

The internet is an amazing resource which enables children and young people to connect, communicate and be creative in a number of different ways, on a range of devices. However, the internet is always changing, and being able to keep up to date with your children's use of technology can be a challenge. You may sometimes feel that your children have better technical skills than you do, however children and young people still need advice and protection when it comes to managing their lives online.

Issues that your child may encounter on the internet will vary depending on their age and online activities. We have grouped potential online risks into these 4 categories.

**Conduct:** Children need to be aware of the impact that their online activity can have on both themselves and other people, and the digital footprint that they create on the internet. It's easy to feel anonymous online and it's important that children are aware of who is able to view, and potentially share, the information that they may have posted. When using the internet, it's important to keep personal information safe and not share it with strangers. Discuss with your child the importance of reporting inappropriate conversations, messages, images and behaviours and how this can be done.

**Content:** Some online content is not suitable for children and may be hurtful or harmful. This is true for content accessed and viewed via social networks, online games, blogs and websites. It's important for children to consider the reliability of online material and be aware that it might not be true or written with a bias. Children may need your help as they begin to assess content in this way. There can be legal consequences for using or downloading copyrighted content, without seeking the author's permission.

**Contact:** It is important for children to realise that new friends made online may not be who they say they are and that once a friend is added to an online account, you may be sharing your personal information with them. Regularly reviewing friends lists and removing unwanted contacts is a useful step. Privacy settings online may also allow you to customise the information that each friend is able to access. If you have concerns that your child is, or has been, the subject of inappropriate sexual contact or approach by another person, it's vital that you report it to the police via the Child Exploitation and Online Protection Centre ([www.ceop.police.uk](http://www.ceop.police.uk)). If your child is the victim of cyberbullying, this can also be reported online and offline. Reinforce with your child the importance of telling a trusted adult straight away if someone is bullying them or making them feel uncomfortable, or if one of their friends is being bullied online.

**Commercialism:** Young people's privacy and enjoyment online can sometimes be affected by advertising and marketing schemes, which can also mean inadvertently spending money online, for example within applications. Encourage your children to keep their personal information private, learn how to block both pop ups and spam emails, turn off in-app purchasing on devices where possible, and use a family email address when filling in online forms.

There are real advantages in maintaining an open dialogue with your child about their internet use. Not sure where to begin? These conversation starter suggestions can help.

- 1 Ask your children to tell you about the websites and apps they like to use and what they enjoy doing online.
- 2 Ask them about how they stay safe online. What tips do they have for you, and where did they learn them? What is OK and not OK to share?
- 3 Ask them if they know where to go for help, where to find the safety advice, privacy settings and how to report or block on the services they use.
- 4 Encourage them to help someone! Perhaps they can show you how to do something better online or they might have a friend who would benefit from their help and support.
- 5 Think about how you each use the internet. What more could you do to use the internet together? Are there activities that you could enjoy as a family?

# What can I do right now?

- Maintain an open dialogue with your child and encourage them to talk to you about their internet use: for example who they're talking to, services they're using, and any issues they may be experiencing.
- Create a family agreement to establish your children's boundaries, and your expectations, when on the internet.
- Give your child strategies to deal with any online content that they are not comfortable with – such as turning off the screen, telling an adult they trust and using online reporting facilities.
- Consider using filtering software to block unwanted content. In addition to filtering, remember that discussion with your child, and involvement in their internet use, are both effective ways to educate them about the internet.
- Encourage your children to 'think before you post.' Online actions can impact not only yourself but the lives of others. Content posted privately online can be publicly shared by others, and may remain online forever.
- Understand the law. Some online behaviour may break the law, for example when downloading or sharing content with others. Be able to recommend legal services.
- Familiarise yourself with the privacy settings and reporting features available on popular sites and services.
- If your child is being bullied online, save all available evidence and know where to report the incident, for example to the school, service provider, or the police if the law has been broken.
- Familiarise yourself with the age ratings for games and apps which can help to indicate the level and suitability of the content. Also see if online reviews are available from other parents as these may be helpful.
- Set up a family email address that your children can use when signing up to new games and websites online.
- Encourage your children to use nicknames (where possible) instead of their full name online, to protect their personal information, and create strong passwords for every account.
- Set up a PIN or password on devices to help protect personal information.

### **Please adapt to make school specific**

The School Network Manager will be responsible for ensuring that the school infrastructure / network is as safe and secure as is reasonably possible and that policies and procedures approved are implemented.

There will be regular reviews and audits of the safety and security of school ICT systems

- Servers, wireless systems and cabling must be securely located and physical access restricted.
- All users will have clearly defined access rights to school ICT systems
- All users (at KS3 and above) will be provided with a username and password
- The “master / administrator” passwords for the school ICT system, used by the Network Manager (or other person) must also be available to nominated senior leader.
- Users will be made responsible for the security of their username and password, must not allow other users to access the systems using their log on details and must immediately report any suspicion or evidence that there has been a breach of security
- The school has provided appropriate user-level filtering through the use of professional level filtering software.
- In the event of the Network Manager (or other person) needing to switch off the filtering for any reason, or for any user, this must be logged and carried out by a process that is agreed by the nominated senior leader.
- Requests from staff for sites to be added or removed from the filtered list will be actioned by the Network Manager (or other person)
- School ICT technical staff regularly monitor and record the activity of users on the school ICT systems and users are made aware of this in the Acceptable Use Policy.
- Remote management tools are used by staff to control workstations and view users activity
- Appropriate security measures are in place protect the servers, firewalls, routers, wireless systems, work stations, hand held devices etc, from accidental or malicious attempts which might threaten the security of the school systems and data
- An agreed policy is in place for the provision of temporary access of “guests” (e.g. trainee teachers, visitors) onto the school system
- The school infrastructure and individual workstations are protected by up to date virus software